

### FEATURES:

- Special Design Available
- Low Current Requirements
- High Light Output
- Easy Key Code

### ABSOLUTE MAXIMUM RATINGS, $T_a = 25^\circ\text{C}$

Reverse voltage per led chip.....	5.0 V
D.C Forward current per led chip.....	30 mA
Pulse current. ( 1.10 duty cycle , 0.1 ms pulse width) per led chip.....	100mA
Operating temperat. range.....	-25°C to + 85°C
Storage temperat. range.....	-25°C to + 100°C
Lead soldering temp. ....	260°C for 5 seconds

### ELECTRICAL / OPTICAL CHARACTERISTICS AT $T_a = 25^\circ\text{C}$

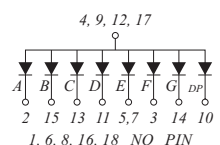
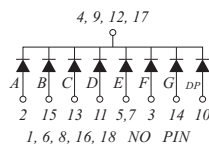
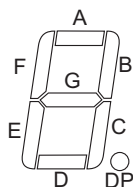
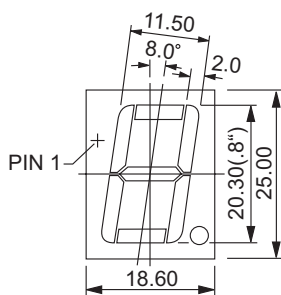
PART NUMBER	PART NUMBER	LED CHIP MATERIAL	LED CHIP EMITT. COLOR	SURFACE COLOR	SEGM. OR DOT COLOR	PEAK WAVE LENG. 20mA	FORWARD VOLTAGE Vf 20mA (V) TIP MAX	LUMIN. INTENS. 10 mA (mcd) MIN TYP
OPD 801HR2CGW	OPD 801HR2AGW	GaAsP GaP	HI RED	GRAY	WHITE	635	1.8 2.3	2.2 2.6
OPD 801SR3CGW	OPD 801SR3AGW	GaAlS GaAs	SUPER RED	GRAY	WHITE	660	1.8 2.4	5.8 6.4
OPD 801G1CGW	OPD 801G1AGW	GaP	GREEN	GRAY	WHITE	570	2.1 2.8	1.8 2.3
OPD 801O2CGW	OPD 801O2AGW	GaAsP GaP	ORANGE	GRAY	WHITE	630	2.0 2.8	2.2 2.6

\*SPECIFICATIONS ARE SUBJECT TO CHANGE

\*THE PN s ABOVE MEANS STANDART VERSION, (SURFACE GRAY AND WHITE SEGMENT).

NOTE: ALL DIMENSIONS ARE IN mm, TOLERANCE IS +/-0.25mm, UNLESS OTHERWISE NOTED. THE SLOPE ANGLE OF ANY PIN MAY BE +/- 5.0 MAX.

### PACKAGE DIMENSIONS AND PIN FUNCTION



- |                  |                   |                |                 |
|------------------|-------------------|----------------|-----------------|
| 1 NO PIN         | 10 ANODE DP       | 1 NO PIN       | 10 CATHODE DP   |
| 2 ANODE A        | 11 ANODE D        | 2 CATHODE A    | 11 CATHODE D    |
| 3 ANODE F        | 12 COMMON CATHODE | 3 CATHODE F    | 12 COMMON ANODE |
| 4 COMMON CATHODE | 13 ANODE C        | 4 COMMON ANODE | 13 CATHODE C    |
| 5 ANODE E        | 14 ANODE G        | 5 CATHODE E    | 14 CATHODE G    |
| 6 NO PIN         | 15 ANODE B        | 6 NO PIN       | 15 CATHODE B    |
| 7 ANODE E        | 16 NO PIN         | 7 CATHODE E    | 16 NO PIN       |
| 8 NO PIN         | 17 COMMON CATHODE | 8 NO PIN       | 17 COMMON ANODE |
| 9 COMMON CATHODE | 18 NO PIN         | 9 COMMON ANODE | 18 NO PIN       |